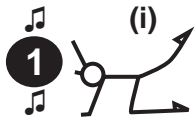




RUBBISH


Starting Activity



- (i) Use the same warm-up activity as in lesson one – travel using a variety of directions, stop and then move slowly into different shapes.

Dance Process

- (i) Each group to be given a starting plan i.e. a group placement shape.



Use three or four of the words identified at the end of the last lesson (see word list sheet) to recreate a recycling process with your group. At the end of the process you must finish in a new group shape.



- (ii) *(Guide the groups through this creative process)*
- (a) Listen to the music.
 - (b) Make sure you have clear starting places.
 - (c) Experiment with some of the words in a group - mix - melt - turn. *(Give them the resource list and ask them to select three or four as their stimulus)*
 - (d) At the end of the recycling movement you must finish in a new group shape as if you have recreated something new.



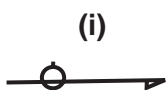
- (iii) *(Remind the group that they will need to explore before they choose what works. Once they have chosen then they must take time to practise.)*

One group look at another group and ask these questions:-

- Is the final group shape and space different to the starting one?
- Can you identify the words on which they have based their recycling section/movement?

Reverse the roles so everyone has had a chance to be the audience.

Concluding Activity



- (i) Lie down and think about the importance of recycling waste and how everyone can play their part.